

ASL Handshapes

Vocabulary Building with handshapes

Every sign has 4 aspects that are unique to that sign... Hand-shape is one.




Sherry Padgett's Bio

Sherry has been involved in Deaf Ministry in her local church since 1981 as a church interpreter. She began attending the National Deaf Conferences in 2000. In 2006 - 2013, she was the National Media Coordinator for UPCI Deaf Evangelism. Sherry began community interpreting in 2007, and has become a Licensed Interpreter for the state of Missouri in 2009. She holds a Missouri Commission for the Deaf and Hard of Hearing BASIC Certification with a RCED (General) PSE Endorsement. She was employed as a public school educational interpreter, K-12 for 2 years. Sherry's passion in Deaf ministry is to provide resources for interpreters to use to reach the Deaf with the gospel. She also has created several websites to make resources easy and accessible:

- www.terptime.com (CEU online workshops)
- www.asfordummies.com
- www.aslibiblistudies.com
- www.aslife.com
- www.liveasl.com



4 Parts of Every Sign




Lesson 01

Signs Using:
A / A-open / B-open / B-flat / B-bent / C / C-claw / D or 1 / E




Five Fundamental Building Blocks of a Sign

- Handshape** – literally the shape (or shapes) in which we form our hand during the production of a sign.
- Movement** - signs are composed of sequences of movements and holds.
- Location** - In general the areas in which signs are made are within the parameters between the head and slightly below the waist and slightly beyond the width of both shoulders. Fingerspelling takes place within the neck/jaw to shoulder height/width area.
- Orientation** – Palm orientation: Down, Forward, In, Up
- Non-manual markers** - "Non-manual signals" are the facial expressions that accompany certain signs. Many signs in ASL require a non-manual signal in order to be produced correctly.



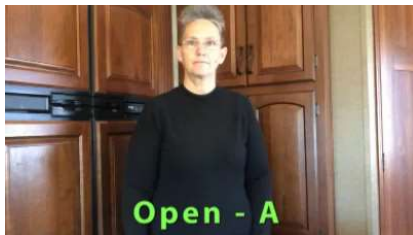
Handshape With Related Signs




Signs Using Hand Shape: A



Signs Using Hand Shape: A-open



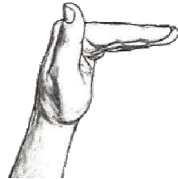
Signs Using Hand Shape: B-open



Sings Using Hand Shape: B-flat



Signs Using Hand Shape: B-bent



Sings Using Hand Shape: C



Signs Using Hand Shape: C-claw



Signs Using Hand Shape: D or 1



Signs Using Hand Shape: E



Lesson 02

Signs Using:
F-open / G / H / I / K / L / O / O-flat / R



Common Signing Errors



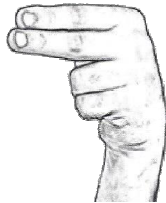
Signs Using Hand Shape: F-open



Signs Using Hand Shape: G



Signs Using Hand Shape: H




Signs Using Hand Shape: I



Signs Using Hand Shape: K



Signs Using Hand Shape: L



Signs Using Hand Shape: O



Signs Using Hand Shape: O-flat



Signs Using Hand Shape: R



Lesson 03

Signs Using:

S / T / V or 2 / V-bent / X / X-closed / Y / 4 / 5



Relationships



Signs Using Hand Shape: S



Signs Using Hand Shape: T



Signs Using Hand Shape: V or 2



Signs Using Hand Shape: V-bent



Signs Using Hand Shape: X



Signs Using Hand Shape: X-closed




Signs Using Hand Shape: Y



Signs Using Hand Shape: 4



Signs Using Hand Shape: 5



Top / Ultimate / Champion

Learn from MY mistake! Watch this 2 1/2 min video clip as I interpret a Sunday message around Christmas and make a **HUGE handshape error 8 times**, causing the Deaf to miss the point.

- What is the "best gift" that could ever be given?
- That's the "ultimate gift".

In an effort to sign "top" and "ultimate" or "best" – the **WRONG** handshape was use. I used the "5" and the "3" handshapes instead of "B – open" and the "d" or "1" handshapes.



ABC's Handshape Story "The Artist"

