

## Non Manual Signals In ASL Agenda

- Lesson 1: Non-Manual Signals in American Sign Language
- Lesson 2: Non-manual Signals as Grammatical Markers
- Lesson 3: Mouthing in American Sign Language
- Lesson 4: Lexical Mouthing
- Lesson 5: Non-Manual Modifiers
- Lesson 6: More ASL Mouthing Part I
- Lesson 7: More ASL Mouthing Part II
- Lesson 8: The Importance of Non-Manual Signals in ASL

---

---

---

---

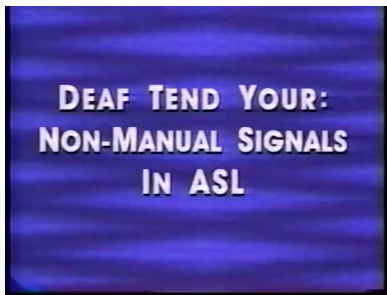
---

---

---

---

## Non Manual Signals In ASL



---

---

---

---

---

---

---

---

## Lesson 1

- **Non-Manual Signals in American Sign Language**
- Discusses the importance of NMS to ASL users. It includes a discussion on *facial expressions that represent emotions, pantomime/constructed action, and conversation regulators.*



---

---

---

---

---

---

---

---

Important – Why?

A blue rectangular area with white, all-caps text centered on it. The text asks why a book and videotape are important.

WHY ARE THIS BOOK  
AND VIDEOTAPE  
IMPORTANT?

---

---

---

---

---

---

---

---

What Is ASL?

A blue rectangular area with white, all-caps text centered on it. The text asks what ASL is.

WHAT IS ASL?

---

---

---


---

---

---

---

---



So What Is ASL?

- ASL is comprised of:
  - Manual Signals=Signs
  - Non Manual Signals (NMS) =  
Facial Expressions  
Head and Body Movements

---

---

---

---

---

---

---

---

## Becoming Fluent in ASL

- The process of identifying who is fluent in ASL is relatively simple; those who use the mouth and tongue movements are almost always native users of ASL.
- Learning non-manual signals is **the door to becoming fluent in ASL**.
- ASL is a very rich language. NMS is only one small part of ASL. The ASL structure includes phonology, morphology, and syntax.
- With regard to NMS in ASL, the face may be divided in four parts: **eyebrow**, **eyes**, **cheeks**, and **mouth**.
- The mouth is used to show many things, including intonation and stress in ASL. In English, the meaning can be influenced by the speaker's use of intonation and stress.

EXAMPLE:

This is your pen.  
 This is your pen?  
 This is *your* pen.




---

---

---

---

---

---

---

---

## Who Is This Video For?




---

---

---

---

---

---

---

---

## Non-Manual Signals In ASL

- The work of William C. Stokoe helped people to realize that ASL is an organized, structured linguistic system
- This structure can best be described on the basis of **three categories** of linguistic that play a big role in the understanding of any language:



*phonology* – study of small units of a language  
 (hand shape/ location/ orientation) TRAIN/SHORTLY SUMMER/UGLY/DRY

*morphology* – focuses on meaningful utterances  
 WAIT [to wait] add circular movement [for a long time]

*syntax* – rules that govern formation of grammar

NMS are essential to forming the grammatical structure of certain question types, such as yes-no, and wh questions.

---

---

---

---


---

---

---

---

## Why Are NMS Important?



**WHY ARE NMS  
IMPORTANT TO  
INTERPRETERS ?**

---

---

---

---


---

---

---

---

## What Are Non Manual Signals?



**WHAT ARE  
NON-MANUAL  
SIGNALS?**

---

---

---

---

---

---

---

---

## Non-Manual Signals



- Non-manual signals refer in general to those aspects of ASL which do not involve the use of the hands. NMS are an integral part of ASL. These are **at least six different roles (functions)** known to be played by NMS:
  - 1) Reflections of emotional states (universal expressions)
  - 2) Constructed action,
  - 3) Conversation regulators
  - 4) Lexical
  - 5) Grammatical markers
  - 6) Modifiers such as adverbs [when, where, how, what]
- Each of these roles played by NMS has a **different function** in ASL. Representing a *signer's feelings*, *construction actions* of characters from narratives, and *regulators* (certain limits) of conversational discourse.

---

---

---

---

---


---

---

---

## Functions of NMS

NON-VERBAL COMMUNICATION



SPEAKS LOUDLY  
NEVER FORGETS

### FUNCTIONS OF NMS

- Reflection of Emotional States
- Constructed Action
- Conversation Regulator
- Grammatical Marker

---

---

---


---

---

---

---

---



## Universal Expressions of Emotion

### FUNCTIONS OF NMS

- Reflection of Emotional States
- Constructed Action
- Conversation Regulator
- Grammatical Marker

---

---

---


---

---

---

---

---



## Universal Expressions of Emotion

- In many cultures it is well known, that a person's feelings can be observed by reflections in the face.

Surprised  
Happy  
Angry

These facial expression that reflect a person's feelings are universal. **The facial expression, such as that for surprise, which includes a dropped jaw and wide eyes, are consistent in form through many different cultures.**

---

---

---


---

---

---

---

---



## Universal Expressions of Emotion

Since certain facial expressions which express specific emotions appear to be universal, it seems logical that these same facial expressions will be used to represent the feelings of signers, as well. Facial expression can reflect the feelings of the signer. One needs to be careful to distinguish the use of facial expressions that show the signer's feelings from those facial expression that occur within an ASL sentence, and either refer to the subject of the sentence (rather than the signers feelings), or that are specifically related to a certain sign. For example, the facial expression for sadness will probably occur when a signer signs SAD, whether the signer feels sad or not. However, when the signer signs the following:

brows up  
MY DOG DIE

with a sad expression, this reflects the signer's personal feelings about the death of the dog. This can be compared to the use of vocal intonations. Thus, a sentence such as:

My dog died.

could be spoken in a way that indicates whether the speaker is feeling shocked, saddened or relieved. Hearing, native English speakers will also have facial expressions that reflect their feelings of sorrow, or surprise, unhappiness, amusement, and so on.

---

---

---


---

---

---

---

---



## Universal Expressions of Emotion

- Role-playing, role-shifting – The signer mimics others characters by taking on feelings and emotions of that character.

---

---

---

---


---

---

---

---

## Constructed Action



**FUNCTIONS OF NMS**

Reflection of Emotional States

**Constructed Action**

Conversation Regulator

Grammatical Marker

---

---

---

---


---

---

---

---

## Constructed Action



- Role-playing, Role shifting (taking on the role of another)
- Constructing people's actions includes:  
Gesturing/Signing  
Looking and moving in the direction of the character they are portraying.
- Eye Gaze – Adult/Child

---

---

---

---


---

---

---

---

## Constructed Action



- Constructing actions and dialogue, also called performatives, have also been described as **a form of pantomime**.
- A distinction between gestures, pantomime, and signs – gestures are spontaneous hand or arm movements that are made while a person is speaking. An example of this would be when someone is moving their arm in circles while saying in English: *...and the slide at the playground went around and around...*  
Pantomime, on the other hand, refers specifically to the use of hands, body, head and face to represent specific objects or actions.
- Constructed action is not limited to human characters or narratives. **The types of non-manual signals involved in constructing actions are extensive and include eye gaze and facial expressions, as well as head and body movements.**

---

---

---

---

---

---

---

---

## Conversation Regulators



**FUNCTIONS OF NMS**

Reflection of Emotional States

Constructed Action

**Conversation Regulator**

Grammatical Marker

---

---

---

---

---

---

---

---

## Conversation Regulators



- When two or more people are engaged in a conversation, there are unconscious techniques people use that help to determine who talks when, and how people take turns within the conversation. These techniques are a form of NMS.
- **Eye gaze** is frequently used to regulate who has the floor during an ASL conversation. Essentially, a signer in conversation has the option to either make eye contact or not make eye contact. Generally, a signer makes eye contact to begin a turn, and then looks away while signing. When the signer makes eye contact again, it is either to check to make sure the message is being understood, or to allow someone else to have a turn in the conversation.
- **Eye gaze** has also been found to be a regulator for classroom conversations.

---

---

---

---

---

---

---

---

## Conversation Regulators



- It seems likely that there are rules that govern the direction of **eye gaze**; side-to-side gazes seem to be natural in conversation where as gazes up and down seem to not be allowed, or to carry different meanings.
- Based on findings regarding **eye gaze**, it is clear that appropriate use of NMS to regulate conversations can help students of ASL avoid seeming rude by inadvertently using inappropriate **eye gaze**.

---

---

---

---

---

---

---

---

## Lesson 1 Review

- 1) Whose work helped people to realize that American Sign Language is an organized, structured linguistic system?
- 2) Are all deaf people native ASL signers? Why or why not?
- 3) To what does the term non-manual signal (or NMS) refer?
- 4) List three functions carried out by non-manual signals.
- 5) Describe one type of non-manual behavior that is universal and one that is language specific.
- 6) Make up a sentence in ASL which involves both reflections of emotional states and constructed action.

---

---

---

---

---

---

---

---

## Lesson 2

- **Non-Manual Signals As Grammatical Markers**
- NMS as *grammatical markers*.




---

---

---

---

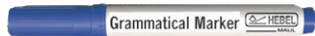
---

---

---

---

## Non-Manual Signals As Grammatical Markers



- Many grammatical markers in ASL involve the use of non-manual signals. Non-manual signals that convey grammatical information can also take other forms, such as eyebrow movement. Information carried by eyebrow movements can distinguish one type of sentence from another in ASL. **Eyebrows feature of the face often functions as a grammatical marker in ASL.**
- **When NMS distinguish questions and statement types they are called grammatical markers.** Research on grammatical markers has revealed that NMS are involved in many aspects of ASL grammar including topicalization, relative clauses, conditionals, yes-no questions, wh-questions, rhetorical questions, and negation.

---

---

---

---

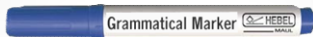
---

---

---

---

## Grammatical Marker




---

---

---

---


---

---

---

---

## Topicalization



- Topic-comment structure involves first stating the thing that will be talked about, and then making a statement or asking a question about that thing. What is to be talked about can include first stating either the subject, the object, or the verb phrase. **Topicalization involves the use of specific NMS – namely, raising of eyebrows accompanied by a slight backward tilt of the head.**

brow raise  
WOMAN LIKE CAT  
subject  
As for the woman, she likes the cat.

brow raise  
CAT WOMAN LIKE  
object  
As for the cat, the woman likes it.

brow raise  
LIKE CAT WOMAN  
verb phrase  
As for liking the cat, the woman does.

---

---

---

---


---

---

---

---

## Relative Clauses



- A relative clause is the part of a sentence in which the speaker or signer clarifies something about the subject, or relates it to something that will be known or remembered by the person receiving the message. In this way, relative clauses help to specify to whom or what the signer is referring. They are accompanied by specific NMS. Relative clauses generally seem to occur with the noun that they describe. Often, relative clauses can make use of signs such as, REMEMBER OR KNOW-THAT, KNOW or even THAT. Nevertheless, the NMS that accompany relative clauses in ASL include raised eyebrows, slight backward head tilt, and an upper lip raise.

brows up, hd tilt, upper lip raise  
KNOW GIRL RED-HAIR THAT  
INDEX MY SISTER  
The girl who has the red hair is my sister.

brows up, hd tilt, lip raise  
BOY RECENTLY GO  
STEAL MONEY  
The boy who just left took the money

- If the sentences were signed without the NMS, the meaning of the sentences would be altered:  
The boy just went to steal some money.

---

---

---

---

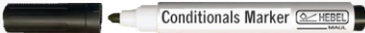
---

---

---

---

## Conditionals



- Another type of sentence that is used in many languages is one that expresses a result which is based on a given condition.

**If you do your homework, then you can have ice cream.**  
The result is that ice cream will be available, but the result is dependent on one condition; that the homework has been completed. In English, a sentence that includes a condition-result, or a conditional can easily be identified by the use of if and then.

*If you do your homework, you can have ice cream.*  
Do your homework and you can have ice cream.  
The result part of the sentence does not have to be a statement. This part of the sentence could just as easily be a question:  
*If I do my homework, can I have ice cream?*

- NMS associated with conditionals seems to include an eyebrow raise and head rotating throughout the conditional part of the sentence. In addition, on the final sign, the signers head is thrust outward and downward.
- Without the NMS the sentence might be roughly translated as  
The homework gave me ice cream.

---

---

---

---

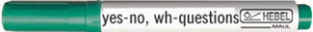
---

---

---

---

## Questions



- In English, there are two basic types of questions people ask questions that can be answered with a simple yes or no response, or **yes-no questions**, and interrogative questions which require more detailed answers and which begin with words such as what, why, where and so forth and thus referred to as **wh-questions**. ASL makes use of special questions which are not intended to elicit a response, but merely give the signer an opportunity to supply the intended information. Many languages make use of this type of "unanswered" question which is called a **rhetorical question**.
- The NMS include raised eyebrows with the head and/or the body tilted forward.  
hd frwd, brow raise  
 MARY LIKE JANE  
 Does Mary like Jane?  
 Without the use of NMS this would be construed as:  
 Mary likes Jane.

---

---

---

---

---

---


---

---

---

---

## Wh-Questions



- In addition the yes-no question NMS must be present, but they must occur at the correct time within the sentence. For instance, if the raised eyebrows and forward head and/or body tilt are only present during one or two of the signs, the question is not well-formed. Thus, it is not only important for the NMS represent certain grammatical aspects of ASL, but also when to apply them.
- Wh-questions use NMS that are described as a "brow squint" combined with a head tilt. These NMS can accompany a manual sign such as the sign WHAT made with two hands, palms open in front of the signer.  
brow squint  
 EAT WHAT  
 What are you eating?

---

---

---

---

---

---


---

---

---

---

## Rhetorical-Questions



- Rhetorical questions may be accompanied by signs that normally are involved in wh-questions, such as WHY, WHO, WHEN, WHERE, WHAT, as well as the signs REASON and FOR-FOR. However, the NMS that occur with rhetorical questions are different from the NMS that occur with interrogative wh-question. For rhetorical questions the NMS includes raised eyebrows and a small shake or tilt of the signer's head. Again, it is the NMS that make clear what type of question is being asked.  
hd tilt/shk  
 ME HUNGRY WHY NOT-YET EAT ALL-DAY  
 I'm hungry because I didn't eat today.

---

---

---

---

---

---

---

---

---

---

# Negation



- The use of head shaking and frowning or squinting to indicate negation in ASL has been researched for many years. The use of NMS can be sufficient to indicate the negative of a sentence.

hd shk  
GIRL NOT HERE  
*The girl is not here.*

hd shk  
GIRL HERE  
*The girl is not here.*

- The second example is dependent on the use of NMS to distinguish between the statement the girl is present and that the girl is not here.

---

---

---

---

---

---

---

---

---

---

# Negation



- This is yet another example of the importance of NMS as grammatical markers. A single signed utterance can have a multitude of meanings depending solely on the NMS which accompany the signs.

nod  
GIRL HERE  
*The girl is here*

brow up, hd fwd  
GIRL HERE  
*Is the girl here?*

hd shake  
GIRL HERE  
*The girl is not here.*

- Clearly grammatical markers are the NMS which distinguish statements and questions in ASL. NMS are integral to many aspects of ASL grammar, including topicalization, relative clauses, conditionals, yes-no, wh, rhetorical questions, and negation.

---

---

---

---

---

---

---

---

---

---

# Lesson 2 Review

- 1) Which feature of the face often functions as a grammatical marker in ASL?
- 2) What are grammatical markers?
- 3) What does the term topicalization (or the topic-comment structure) involve?
- 4) What is a relative clause? What NMS are associated with this structure in ASL?
- 5) Give an example of a conditional in English. What MNS are involved in ASL condition.
- 6) ASL makes use of at least three different types of questions. List three types of questions and the NMS associated with them.
- 7) What NMS are associated with negation in ASL
- 8) Make up a sentence in ASL which can mean two or more different things, depending on the NMS

---

---

---

---

---

---

---

---

---

---

### Lesson 3

- **Mouthing In American Sign Language**
- Focuses specifically on mouth movements in ASL.




---

---

---

---

---

---

---

---

### Welcome to the World of NMS



**FUNCTIONS OF NMS**

- Reflection of Emotional States
- Constructed Action
- Conversation Regulator
- Grammatical Marker

---

---

---

---

---

---

---

---

### Mouthing

- Mouth movements are an essential part of ASL and its structure, that when signing excludes them it is often ungrammatical or unclear. It is important to understand the concept behind them and the role they play in ASL.
- The use of mouth movements in signed languages have been described in two ways by some researchers. Some mouth movements are seen to be wholly related to the signed language while other mouth movements are described as remnants from the spoken language used in the same country. This is called "mouthing" or "word pictures".
- English mouthing is as the mouthing that accompanies certain nouns, numbers, question words, finger spelling and so forth.
- ASL mouthing is as the mouth movements that function as adverbs, verbs, and modals in ASL.




---

---

---

---

---


---

---

---

## SOA

- SOA= mouth flat and wide followed by rounded lips
- SOA occurs with signs such as PEEVED, HATE, SMART, CHEAP, EXPENSIVE, PROUD, FULL, and LUCKY.



---

---

---

---

---

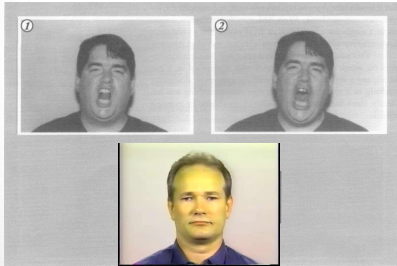
---

---

---

## LR-LR

- LR-LR mouth open, lips forward, tongue moving up and down
- LR-LR is used to indicate that the addressee should look in the direction of the signer's eye gaze



---

---

---

---

---


---

---

---

## BOP

- BOP= mouth closed, then open, then mouth closed
- Indicating a car wreck in which the front fender is smashed in, a sign to indicate something appears or disappears suddenly, or it can accompany the sign that something was hit



---

---

---

---

---

---

---

---

## CHA

- **CHA**= lips rounded and forward followed by mouth open wide
- This NMS can be used with classifiers to mean huge




---

---

---

---

---

---

---


---

## IS & OOO

- **IS**= mouth wide and flat, teeth visible through corners of mouth.



- **OOO**=lips rounded



- The meaning of the sign would be modified when used in conjunction with the sign PULL-A-HAIR

---

---

---

---

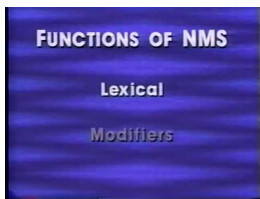

---

---

---

---

## The function of ASL mouth movements



4 broad categories of NMS usage: 1)Reflection of Emotion, 2)Constructed Action, 3)Conversation Regulator, 4)Grammatical Markers

Two specific functions are **Lexical** and as a **Modifier**

Examples of **Lexical** ASL mouthing:

A single ASL mouthing can be assigned to 1 sign but can not be assigned to others.

**PAH=FINALLY** - but can't be used with: HAPPY, WALK, CHAT

**VA VA= HAVE** - but can't be used with: HAPPY, WALK, CHAT

**LR LR= LOOK AT** - but can't be used with: HAPPY, WALK, CHAT

---

---

---

---

---

---

---

---

### The function of ASL mouth movements

- ASL mouth movements can be used for a variety of purposes. Some mouth movements **accompany specific signs**, as in the mouthed **PAH which occurs with the sign glossed as FINALLY**. These NMS are so closely linked with a given sign, that in some circumstances the non-manual signal can be used without the manual sign.

- Two functions of ASL mouth movements are:
  - Lexical** NMS signs (lexical means: one word linked to one sign or an independent meaning)  
Lexical signs are linked to a particular sign and other signs can't be substituted  
PHA=FINALLY  
VA VA= HAVE  
LR LR= LOOK AT



- Modifier** NMS signs (modifier means: changer)

---

---

---

---

---

---

---

---

### The function of ASL mouth movements

A specific ASL mouthing might be used with a variety of ASL signs  
SOA (WOW, SMART, SICK)

A variety of ASL mouthing's can be used with a single ASL sign.  
IS (SMART)  
BRRR (SMART)  
SOA (SMART)

---

---

---

---

---

---

---


---

### The function of ASL mouth movements

- ASL mouth movements can also function as modifiers to the manual portion of the message. Traditionally, when people teach signs in ASL, they do not always explain which NMS can accompany that particular sign, or how it modifies the meaning of the sign.
- An example of ASL mouth movements as a "modifier" of the sample sentence:

CAR CL:3 PAST-OTHER-CAR PULL-A-HAIR

- The meaning of the sign would be modified by the use of three NMS,
  - IS [CLOSE]
  - BRRR [AWFUL]
  - SOA [LUCKY]



in conjunction with the sign PULL-A-Hair.  
They can be translated into English in the following:  
IS - One car almost [CLOSE] hit another car.  
BRRR - One [AWFUL] car almost hit another car.  
SOA - One [LUCKY] car almost hit another car.



- This is how the use of these NMS modifies the accompanying sign. We compare this to the use of **intonation in spoken languages**, in which the pitch and stress of an utterance can influence its meaning. Without the NMS, there is less clarity and detail in the signer's message.

---

---

---

---

---

---

---

---

### The function of ASL mouth movements

- As discussed, natural expressions tend to be somewhat universal. For example, with regard to the expression which shows surprise, one would see the same kind of expressions from Africans, Americans and Italians. This universality does not appear to hold true for the NMS of ASL. For Portuguese, there are some things that are commonalities between Spanish and Italian Sign Language (LIS). Nevertheless, a signer of one language cannot fully understand a signer of the other language. Similarly, there appears to be some facial expressions in LIS that are similar to NMS in ASL. **The function and meaning of these NMS vary from signed language to signed language**, and thus, unlike expressions of emotions, NMS is part of the structure of the language itself.
- In general, NMS tend to be used in informal contexts. It seems to be less common to see extensive use of the type of ASL mouth movements discussed here in formal ASL. Perhaps this is a lingering result of an outdated view that use of ASL reflects poor language skills. This type of attitude can influence when, where, and how native signers use ASL. Nevertheless, **ASL mouth movements occur in informal ASL, might occur in formal ASL, might occur in contact signing, but generally do not occur in English-like signing.**
- Not all signers use NMS. Through informal observation, it seems that those who incorporate the use of ASL mouthing into their signing are often native users.




---

---

---

---

---

---

---

---

---

---

### Lesson 3 Review

- 1) List two functions of ASL mouth movements.
- 2) How do NMS differ from universal natural facial expressions?
- 3) In what context are NMS generally used?
- 4) What is the difference between ASL mouthing and English mouthing?
- 5) To what does CHA refer?
- 6) With what sign does the ASL sign PAH occur?
- Find three ASL sentences involving natural facial expressions, and three sentences involving NMS from ASL.

---

---

---

---

---

---

---


---

---

---

### Lesson 4

- Lexical (word) Mouthing**
- Lexicalized (vocabulary) NMS are discussed.




---

---

---

---

---

---









---


---

---

---

## Lexical Mouthing

- PAH 
- LR-LR 
- AF-FO 
- SAM 
- FISH 
- VA-VA 
- FA-UP 
- GA-GA-GA 




---

---

---

---

---

---

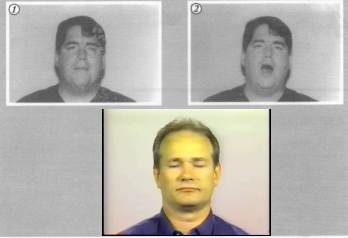

---

---

## PAH - FINALLY

PAH mouth closed, then mouth opens (air exhaled)

- ME GRADUATE #MA FINALLY  
I finally got my master's degree.
- ME WAIT WAIT FINALLY BUS ARRIVE  
It sure took a long time for the bus got here


---

---

---

---

---

---



---

---

## LR-LR

LR-LR- mouth open, lips forward, tongue moving up and down- Eye gaze-

- Hey LOOK-AT! TEACHER LOOK AT!  
Hey you guys, look at the teacher!
- TOM BROKE PANT ZIPPER CL:B LOOK AT!  
Look at Tom, his fly is broken.


---

---

---

---

---

---

---

---

# AF-FO

- AF-FO- Mouth starts open and wide, then bottom lip touches bottom of the top row of front teeth. Finally, lips are rounded. Used with "Have to"
- WORK ME HAVE-TO GO  
I've got to run to the office.
- BOSS SAY ME HAVE-TO WORK TOMORROW  
My supervisor says I've got to go to work tomorrow.




---

---

---

---

---

---

---

---

# SAM

- SAM= front teeth together with lips parted, then lips pressed together. Used with SAME
- REALLY SAME-ME "D" TEST  
Wow, I can't believe we both got a "D" on the exam.
- YOU WORK #PO SAME ME?  
Do you work at the post office like I do?




---

---

---

---

---

---

---

---

# FISH

- FISH= bottom lip tucked under front teeth, then lips rounded and forward with tips of teeth touching- used with sign FINISH, CUT-IT-OUT, or STOP-IT.
- TEST ME FINISH  
I just took my exams.
- STUDY STUDY TEST FINISH ME  
I'm done studying for the test.




---

---

---

---

---

---

---

---

## VA-VA

- VA-VA- bottom lip tucked under front teeth, then released. Use with Sign HAVE
- C-A-S-S HAVE, #MAC COMPUTER  
C-O-M-P-U-T-E-R ASK-HER SEE

Why don't you ask Cass, since she has a Macintosh.

- GREATFUL DEAD TICKETS HAVE YOU  
Do you have the tickets to the Grateful Dead concert?

---

---

---

---

---

---

---

---

## FA-UP

- FA-UP= bottom lip tucked under front teeth, mouth opens, then closes with lips together. This is used with the signs glossed as FUCK-UP. This is used very quickly.
- KNOW C-L-Y-D-E FUCK UP FINISH.  
Clyde's just not the guy he used to be.
- RANDY BEFORE FINE NOW FUCK UP!  
Randy used to be alright, until he started screwing up.

---

---

---

---

---

---

---

---

## GA-GA-GA

- GA-GA-GA= open mouth opens wider, repeats two-three times (also related movement of throat). Used with drinking signs.
- EXERCISE ME FINISH TEND WATER CL:C  
I'm always game for water after a workout.
- FEEL GOOD WATER CL:C WOW  
Boy, this water goes down good!

---

---

---

---

---

---

---

---

## Lesson 4 Review

- Identify the NMS that can appropriately occur with the underlined gloss in each of the following ASL sentences.
- 1) GREATFUL DEAD TICKET HAVE YOU
- 2) TEST ME FINISH
- 3) YOU WORK #PO SAME-ME?
- 4) FEEL GOOD WATER CL:C WOW
- 5) HEY LOOK-AT TEACHER LOOK-AT
- 6) C-A-S-S HAVE MAC COMPUTER C-O-M-P-U-T-E-R ASK-HER SEE
- 7) TOME BROKE PANT Z-I-P-P-E-R CL:B LOOK-AT
- 8) ME WAIT WAIT FINALLY BUS ARRIVE
- 9) EXERCISE FINISH ME TEND WATER CL:C
- 10) WORK ME HAVE-TO GO
- 11) RANDY BEFORE FINE NOW FUCK-UP
- 12) REALLY SAME-ME "D" TEST SAME-ME
- 13) BOSS SAY ME HAVE-TO WORK TOMORROW
- 14) STUDY STUDY TEST FINISH ME
- 15) ME GRADUATE #MA FINALLY

---

---

---

---

---

---

---

---

## Lesson 5

- Non-Manual Modifiers**
- Non-Manual modifiers are discussed




---

---

---

---

---

---

---

---

## Non-Manual Modifiers

- |                |  |  |        |  |
|----------------|--|--|--------|--|
| • MM           |  |  | • STA  |  |
| • CS           |  |  | • CHA  |  |
| • TH           |  |  | • IS   |  |
| • Puffed Cheek |  |  | • BRRR |  |
| • Intense      |  |  | • SOA  |  |
| • Pursed Lips  |  |  |        |  |

---

---

---

---

---


---



---

---

## MM

- MM= lips pressed together- indicates something that happens normally or regularly. MM can occur with numerous verbs including drive, look, shop, going-steady, and write.
- ME DRIVE.  
I drove myself.
- ME ENJOY STUDY.  
I like to study.



---

---

---

---

---


---



---

---

## CS

- CS= corner of mouth to side with cheek raised, eye squinting- something nearby in time or space. Use with signs recently, close-by, next-to-us.
- RECENTLY ME FINISH TEST.  
I just finished my exam a little while ago.
- GAS STATION NEARBY.  
Your home is just around the corner.



---

---

---

---

---


---



---

---

## TH

- TH= tongue through front teeth, lips rounded, cheeks slightly puffed- used when something is done carelessly or without paying attention.
- ME SHOP.  
Seems like I'm always shelling out money for something.
- ME SAW DRUNK MAN CL-I.  
I saw a drunk guy stumble by.



---

---

---

---

---


---



---

---

## Puffed Cheek

- Puffed Cheek= lips closed, cheeks puffed with air. Large Amount or Size.
- RESTAURANT GOOD WHY FOOD CL:5  
That's a great restaurant. The portions are huge.
- WOW LOOK MAN FAT CL:5 CAN'T SIT  
Man, that guy is big. Look, he can't even fit in his chair!



---

---

---

---

---


---



---

---

## Intense

- Intense= lips closed and spread, eyes squinting- of great magnitude.
- CONCERT-C-O-N-C-E-R-T, MANY PEOPLE CL:5  
Hordes of people attended the concert.
- B-E-A-C-H WOW PEOPLE CL:5 MANY  
People flock to the beach in the spring.



---

---

---

---

---


---



---

---

## Pursed Lips

- Pursed Lips= lips are pursed with a small opening- indicate something very small, thin, narrow, or smooth.
- MAN POUR KNOW C-O-N-C-R-E-T-E CL:B WOW SMOOTH CL:B  
There wasn't a single nick in the surface of the concrete after the man poured it.
- WOMAN BEFORE FAT NOW THIN.  
That woman lost a lot of weight.



---

---

---

---

---




---

---

---

## STA

- STA- lips spread wide, teeth visible and clenched, then jaw opens- something that happens for an unusually long time- WORK, STAND, CLEAN, WAIT
- LAST NIGHT ME AWAKE, ALL NIGHT STUDY STUDY  
I was up all night studying.
- ME, WORK-WORK MECHANIC FINALLY MOTOR RUN  
I worked on the engine until I finally got it going.



---

---

---

---

---


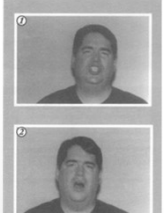

---

---

---

## CHA

- CHA= lips round, jaw closed, then mouth opens wide- associated with classifiers and indicates something thick or big.
- WOW B-O-B HOME CL:C  
Gee, Bob's home is a mansion.
- P-I-Z-Z-A ME LIKE CL:C  
I like thick-crust pizza.



---

---

---

---

---




---

---

---

## IS

- IS= lips spread, teeth visible, jaw together-occurs with signs as GETTING BY, WOW, SILLY, CLOSE, READ, DIRTY, EXPLAIN, FEELING, SORRY.
- YOU LUCKY  
You lucky dog you.
- WOW PULL-A-HAIR COP ALMOST CATCH!  
That was close. The cops almost got me!



---

---

---

---

---

---

---

---

# BRRR

- BRRR= lips are together loosely and pushed forward slightly, air pushed through the lips causes them to vibrate. BORED, COLD, SMART, BEAUTIFUL, AWFUL, FEELINGS. SICK-OF
- INDEX B-E-A-C-H WOW CL:5 GIRLS  
The beach is crawling with women.
- REALLY ME SICK-OF MAN LOOK-ME SICK-OF  
I've had it with that guy staring at me.



---

---

---

---

---

---

---

---

# SOA

- SOA= lips are spread wide, jaw closed, teeth showing, then lips become rounded. Used with signs as PEEVED, HATE, SMART, EXPENSIVE, PROUD, FULL, LUCKY.
- REALLY ME SICK-OF LOOK-ME  
I'm tired of him looking at me.
- WOW ME FULL.  
Man, am I stuffed.



---

---

---

---

---

---

---

---

# Lesson 5 Review

- 1) P-I-Z-Z-A ME LIKE CL:C
- 2) ME SAW DRUNK MAN CL:1
- 3) YOUR HOME NEARBY
- 4) B-E-A-C-H HOW PEOPLE CL:5 MANY
- 5) MAN POUR KNOW C-O-N-C-R-E-T-E CL:B WOW SMOOTH CL:B
- 6) WHEW, ME FULL WOW
- 7) ME DRIVE
- 8) WOW SILLY ALMOST CAUGHT COP WOW
- 9) RECENTLY ME FINISH TEST
- 10) ME SHOP
- 11) MAN LOOK ME, ME SICK-OF
- 12) WOW B-O-B HOME CL:C
- 13) ME WORK-WORK MECHANIC FINALLY MOTOR RUN
- 14) RESTAURANT GOOD WAY FOOD CL:5
- 15) CONCERT C-O-N-C-E-R-T MANY PEOPLE CL:5

---

---

---

---

---

---

---

---

# Lesson 6



- More ASL Mouthing Part 1
- Examples of ASL mouth movements providing examples of sentences where they might occur.




---

---

---

---

---

---

---

---

# More ASL Mouthing Part I



• WHOP		• BOP	
• ZZ		• UR	
• POW		• BE-BE-BE	
• AAH		• FFF	
• OOO		• PEY	
• OOOA		• AB	
• PO		• Tongue Horizon	
• EEE		• BA-BA-BA	

---

---

---

---

---

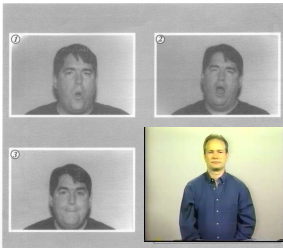
---

---

---

# WHOP

- WHOP= lips rounded, then mouth opens wide, finally lips touched with signs BIGHEAD, and BORED.
- REALLY YOU CLL YOU WOW  
You're really arrogant, aren't your.
- MY TEAM BLOW OUT OTHER TEAM.  
My basketball team just smered the other team.




---

---

---

---

---



---

---

---

## ZZ

- ZZ= teeth clenched, lips pulled back at corners, inhale. Used with a signed glossed as SPEEDING, BEING CAUGHT, SORRY.
- ME HURRY WORK  
I have to hurry and get to work on time.
- COP CATCH ME WHY? ME SPEED  
A policeman pulled me over for speeding.



---

---

---

---

---

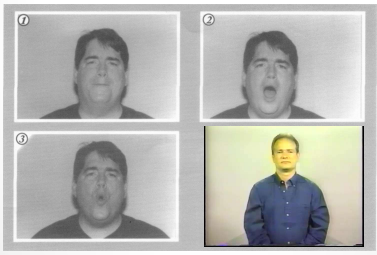

---

---

---

## POW

- POW= lips together, mouth opens wide then lips rounded.
- KNOW L-O-T-T-E-R-Y ME HIT \$500 LAST WEEK.  
I won \$500 in the lottery last week.
- ME SICK HIT AWFUL.  
I was sick as a dog.



---

---

---

---

---



---

---

---

## AAH

- AHH= mouth open- means far away, in awe, falling into immersion, ALL DAY, ALL NIGHT
- KNOW LINCOLN L-I-N-C-O-L-N S-T-A-T-U-E ME LOOK-UP  
The Lincoln Memorial is awesome!
- THINK ME WALK FAR-AWAY  
I think I'll go for a long walk.



---

---

---

---

---


---


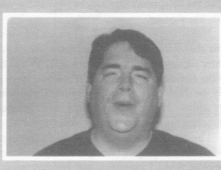
---

---

### OOO

- OOO= lips rounded tightly (lips slightly forward)
- Used with signs glossed as THIN, WOW, NEAT, NEW, WHO, AWFUL, OH-I-SEE, LONG-AGO, NOON
- AWFUL  
Gee, that's terrible.
- WOW HERO YOU  
Hey, you've got guts.



---

---

---

---

---


---

---

---


### OOOA

- OOOA= lips rounded and pursed, then open- Used with signs glossed as THIN, COOL, WOW, AWFUL, and YOUNG.
- OUTSIDE FINE COOL  
It's pretty cool outside.
- RIGHT RIGHT GIRL YOUNG  
Yeah, yeah, that's because she is young.



①

②



---

---

---

---

---


---

---

---


### PO

- PO=lips together then rounded- used with signs glossed as SHORT, SMALL, and LITTLE.
- ME THOUGHT CL:C FIND CL:G SICK YOU  
Oh, I thought it was real a real car, not a matchbox, humph.
- FOOD ME IMAGINE CL:5 FIND CL:5  
I thought they would be big servings but they weren't.



①

②



---

---

---

---

---


---



---

---

## EEE

- EEE=lips spread and flat- associated with such meanings as squeezing by, really skimming it, and being peeved.
- HEARING-AID SQUEAL INDEX  
Is that your hearing aid whistling?
- SORRY  
I'm really sorry.



---

---

---

---

---

---

---

---

## BOP

- BOP= lips together, mouth open, then lips together again.
- ME PLAN PLAN WRECK FINISH  
Now all my plans are ruined.
- S-T-E-V-E WHAT HAPPEN DISAPPEAR  
Hey, you know what happened? Steve disappeared!








---

---

---

---

---


---

---

---

## UR


- UR= lips rounded
- THINK ME PITY NO-NO  
I'm not going to feel sorry for you.
- H-A-R-R-Y TALK-TO-SELF AWFUL  
Poor Harry, he's always talking to himself.



**UR = lips rounded**

THINK ME PITY NO-NO  
I'm not going to feel sorry for you.

H-A-R-R-Y TALK-TO-SELF AWFUL  
Poor Harry, he's always talking to himself.



---

---

---

---

---

---

---

---

## BE-BE-BE

- BE-BE-BE- lips together, then part slightly (rapid repetition)
- ME BOIL WHY? BEFORE HE STOLE MY MONEY  
It gripes my goat that he stole my money!
- CAREFUL SHE TEND GOSSIP CAREFUL  
Watch out, she can't keep a secret.

①

②

---

---

---

---

---

---

---

---

## FFF

- FFF= bottom lip tucked under front teeth- used with signs glossed as SORRY, AWFUL, FUNNY, SHAME-ON-YOU, and KNIFE.
- REALLY ME PITY J-O-H-N  
I feel so sorry for John.
- AWFUL  
Oh, that's really terrible!

---

---

---

---

---

---

---

---

## PEY

- PEY= lips together, then parted slightly- used with signs glossed as TEND, PRINT, THRILL
- TALK TALK MAKE-UP OFF-THE-POINT TEND HIM  
He never has his story straight.
- K-A-T-H-Y TEND OFF-THE-POINT  
Kathy likes to go off on tangents.

①

②

---

---

---

---

---




---

---

---

## AB

- AB= mouth open, then lips together- used in signs glossed as STAY-QUIET, KEEP-MOUTH-SHUT, ACCEPT, and GET-UP.
- YOU NOT TELL MOUTH-CLOSE  
Swear you won't tell a living soul.
- NOW TIME GET-UP  
It's time to get up now.



---

---

---

---

---


---

---

---

## Tongue Horizon

- Tongue Horizon= mouth open, tongue moves from side to side. Used mostly by children with such signs as GOLLY, FAR-FAR, and WANT.
- GOLLY ICE-CREAM ME HAVE YOU NONE  
Ha, ha I have an ice cream cone and you don't.
- ME WANT CHOCOLATE ICE CREAM ME WANT  
Oh yes, I would love to have some chocolate ice cream!



---

---

---

---

---


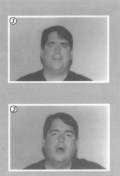

---

---

---

## BA-BA-BA

- BA-BA-BA= lips together, then mouth opens wide (repeats) used with signs glossed as BAD, BUT, TELL, and TALK.
- SHE TEND TALK-TOO-MUCH  
She's always gabbing.
- HE TEND BEG-BEG-BEG PEOPLE  
He's always mooching off others.



---

---

---

---

---

---

---

---

## Lesson 6 Review

- 1) ME THOUGHT CL:C FIND CL:G SICK YOU
- 2) ME REALLY PITY J-O-H-N
- 3) COP CATCH ME WHY? ME SPEED
- 4) RIGHT RIGHT GIRL YOUNG
- 5) THINK ME WALK FAR-AWAY
- 6) YOU NOT TELL MOUTH CLOSE
- 7) MY TEAM BASKETBALL BLOW OUT OTHER TEAM
- 8) SHE TEND TALK-TOO-MUCH
- 9) AWFUL
- 10) ME BOIL WHY? BEFORE HE STOLE MY MONEY
- 11) KNOW L-O-T-T-E-R-Y ME HIT \$500 LAST WEEK
- 12) GOLLY ICE CREAM ME HAVE YOU NONE
- 13) S-T-E-V-E WHAT HAPPEN DISAPPEAR
- 14) TALK TALK MAKE-UP OFF-THE POINT TEND HIM
- 15) THINK ME PITY, NO-NO

---

---

---

---

---

---

---

---

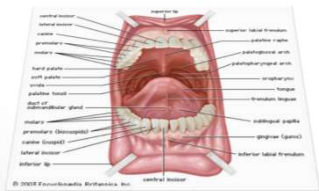
---

---

## Lesson 7



- **More ASL Mouthing Part II**
- Examples of ASL mouth movements providing examples of sentences where they might occur.




---

---

---

---

---

---

---

---

---

---

## More ASL Mouthing Part II

• BEY		• SA	
• FOMP		• MA	
• FA		• BOA	
• BA		• SHHH	
• FA-FA		• LUP	
• WA		• BAH	
• AS		• PU	

---

---

---

---

---

---

---

---

---

---

## BEY

- BEY=lips together, then parted.
- HEY SEE ME PRIN CL:G NEWSPAPER  
Did you see I made the headlines in the papers?
- MAN INVEST-STOCK STRUCK MONEY AWFUL  
He made it big after investing in stocks.



1

2




---

---

---

---

---


---

---

---

## FOMP

- FOMP= bottom lip tucked under front teeth then mouth open, finally lips together.
- ME GO NEW YORK CITY, NO MONEY SO-WHAT  
I'm going to New York City without a cent, but I'll get by:
- TEST TOMORROW ME STUDY SO-WHAT  
I'm done studying for the test tomorrow: enough is enough.



1


2

3

FOMP = bottom lip tucked under front teeth, then mouth open, finally lips together

ME GO NEW YORK CITY, NO MONEY SO-WHAT  
I'm going to New York City without a cent, but I'll get by.

TEST TOMORROW ME STUDY SO-WHAT  
I'm done studying for the test tomorrow: enough is enough.




---

---

---

---

---


---

---

---


## FA

- FA= bottom lip tucked under front teeth, mouth opens.
- GIVE ME #TV FINE  
Thanks for giving me the television set.
- WATCH TV SHOW FUNNY AWFUL  
I saw a hilarious show on TV last night.



1

2




---

---

---

---

---


---

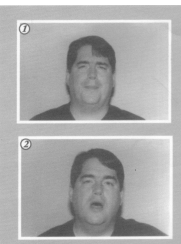

---

---

## BA

- BA= lips together then mouth opens wide.
- ME WRITE ENGLISH CAN BUT HE BETTER  
I can write English but he's better at it than I am.
- DOCTOR TELL ME HEART BAD  
The doctor says John needs heart surgery.



---

---

---

---

---

---

---

---

## FA-FA

- FA-FA= bottom lip tucked under front teeth, mouth opens (repeat).
- MOTHER INDEX FATHER INDEX TWO-OF-THEM  
FUSS FUSS FUSS  
Mom and dad are always at each other's throats.
- FATHER FOUND FOUND MONEY  
My dad keeps finding money all over the place.






---

---

---

---

---

---


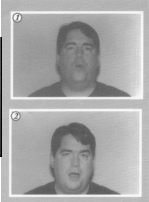
---

---

## WA

- WA= lips rounded then mouth opens. Used with signs glossed as WANT, WHAT, WHY, WATER, RAIN, and RUN.
- OUTSIDE RAIN RAIN HARD  
It's raining cats and dogs out there.
- ME QUIT WORK WHY? NO RAISE ME  
The boss wouldn't give me a raise so I quit my job.



---

---

---

---

---




---

---

---

## AS

- AS= mouth open wide, then jaws close. Used with signs glossed as ASK, REQUEST, IDEA, ACCIDENT
- ME ACCIDENT AWFUL  
I was in a serious accident.
- DOG BIT LITTLE GIRL  
The dog attacked the little girl.


---

---

---

---

---

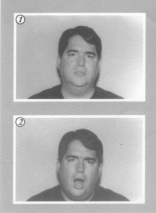


---

---

---

## SA

- SA= jaw together with lips parted then mouth opens. Used with signs glossed as SHOCK, SAD, DON'T KNOW, SORRY, TEST, CRY, and CHAT.
- SOMEONE TOLD ME SHOCK ME  
I just heard and I'm flabbergasted!
- ME SAD WHY? YOUR CAT DIE  
I was sad to hear your cat passed away.


---

---

---

---

---

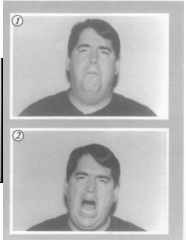


---

---

---

## MA

- MA= lips together, then mouth opens.
- BOY MAD WHY? BIKE STEAL FROM HIM  
The boy's mad because someone ripped off his bike.
- CAR NOT YOURS MINE  
That's my car, not yours.


---

---

---

---

---


---

---

---

# BOA

- BOA=lips together, then rounded and forward, then mouth opens. Often used by children.
- ROCKET BOOM  
The rocket took off and exploded.
- FIREWORK EXPLODE EXPLODE  
The fireworks lit up the sky.




---

---

---

---

---

---

---

---

# SHHH

- SHHH=lips forward and rounded.
- PLEASE SHHHH NOT TELL K-A-T-H-Y  
Please don't tell Kathy.
- YESTERDAY ME PAINT-THE-TOWN-RED  
Yesterday we went out on the town.




---

---

---

---

---

---

---

---

# LUP

- LUP= mouth open, tongue touches roof of mouth then bottom of mouth, then lips close together. Used with signs glossed as BORED, WHIP-OTHER-TEAM, DISAPPEAR
- ME BORED KNOW TRAVEL SEE SEE  
I go out of town all of the time.
- DALLAS COWBOYS BLOW OUT REDSKINS  
You know the Dallas Cowboys will kill the Redskins.




---

---

---

---

---


---



---

---

## BAH

- BAH= lips are pressed together, then open wide (intake of air), intake of breathe and accompanies the sign glossed as ADMIT or GIVE-IN
- ME ADMIT JOIN ME GO TO NEW YORK C-I-T-Y  
Yeah, I let him have a ride to New York.
- JOHN JOIN MY HOME SLEEP ME ADMIT.  
It's true, I gave John a place to sleep.



---

---

---

---

---


---


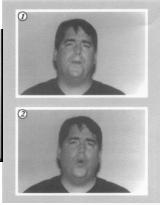
---

---

## PU

- PU= lips together, the forward and rounded. Signs glossed as SHOOT, GONE, and BEAT
- ME BEAT RACE CAR  
I could whip you in a drag race!
- WHAT HAPPEN HE BEAT YOU  
How come he beat you?



---

---

---

---

---

---

---

---

## Lesson 7 Review

- 1) ME ACCIDENT AWFUL FUNNY ZERO
- 2) BOY MAD WHY? BIKE STEAL-FROM-ME
- 3) KNOW DALLAS COWBOYS FOR SURE BLOW OUT REDSKINS
- 4) DOCTOR TELL-ME J-O-H-N BAD HEART MUST OPERATED
- 5) MOTHER INDEX FATHER INDEX TWO-OF-THEM FUSS FUSS FUSS
- 6) YESTERDAY ME PAINT-THE-TOWN-RED
- 7) ME BEAT RACE CAR
- 8) TEST TOMORROW ME STUDY SO-WHAT
- 9) OUTSIDE RAIN RAIN HARD AWFUL
- 10) ROCKET BOOM
- 11) ME ADMIT JOIN ME GO TO NEW YORK C-I-T-Y
- 12) GIVE-ME #TV FINE
- 13) HEY SEE ME PRINT CL:G NEWSPAPER?
- 14) ME GO NEW YORK CITY NO MONEY SO-WHAT
- 15) ME BORED KNOW TRAVEL SEE SEE

---

---

---

---

---

---

---

---

## Lesson 8

- The Importance of Non-Manual Signals in ASL
- Summary of each lesson




---

---

---

---

---

---

---

---



## The Importance of Non-Manual Signals in ASL

- Learning ASL mouth movement is an interesting and time consuming process.
- **Lesson One** discussed the importance of NMS and addressed facial expressions as expressing emotional states, pantomime and constructed action, and conversation regulators.
- **Lesson Two** focused on NMS as grammatical markers.
- **Lesson Three** described the procedures used to collect information about the NMS mouth movements, and began to focus specifically on ASL mouth movements.
- **Lesson Four** has lexicalized NMS.
- **Lesson Five** Non-Manual modifiers
- **Lesson Six** and **Lesson Seven** Additional ASL mouthing
- **Lesson Eight** review exercises based on the exercises contained in Lessons Four through Seven

---

---

---

---

---

---

---

---



## The Importance of Non-Manual Signals in ASL

- ASL **mouth movements** are a meaningful aspect of ASL that do not require the use of the hand. Thus, these mouth movements are a form of non-manual signal. In ASL, NMS can involve the use of the mouth, cheeks, eyes, and/or eyebrows in various facial expressions. In addition, NMS can include head and/or body movements as well.
- NMS can function in a variety of ways. They can function in a way that can be described as similar to **vocal intonation** in spoken languages. NMS can also function as **grammatical markers**, integral parts of **lexical signs**, **conversation regulators**, **constructed action**, and as **universal expressions** of emotions.

---

---

---

---

---

---

---

---



## The Importance of Non-Manual Signals in ASL

- When facial expressions reflect the emotions of a signer, this is a **universal signal** rather than one associated specifically with ASL. In other words, when a signer's face shows feelings of sadness, surprise, or happiness, the same facial expressions would be used to reflect these same feelings for anyone else who is native to almost any language. Of course, the cause and timing of these facial expressions may vary from culture to culture. Nevertheless, the facial expressions of the signer are meaningful to the act of communicating, even though the reflection of the signer's feelings is not a purely linguistic act.
- Another example of a common use of NMS is the use of constructed action. **Constructed action** refers to the part of an utterance in which the signer actually demonstrates a character's actions. For instance, when a signer is telling a story in which someone looks around for possible observers, and the signer looks around without signing anything manually, this can be a form of constructed action; the signer is representing the actions of the character in the story. Constructing the actions of characters involves the use of non-manual signals.

---

---

---

---

---

---

---

---

---

---



## The Importance of Non-Manual Signals in ASL

- NMS can be used to help regulate whose turn it is in a given conversation. Frequently, **eye gaze** functions as a **conversation regulator** in ASL. A signer will often make eye contact to begin to take a turn in a conversation. The eye contact may be broken while the signer signs. Finally, eye contact is a way to indicate that a turn is completed and someone else can jump into the conversation. Conversation regulators can function in a variety of ways depending on the setting. So, for example, a teacher might use various techniques with eye gaze to maintain control of a class discussion in ASL.
- NMS also can occur with a manual sign. **Lexical NMS** are signals that tend to occur with a specific sign, and sometimes can even be substituted for that sign. One example of this is the sign for NOT-YET which involves the tongue protruding through the lips slightly. This NMS can mean "not-yet" even when made without the accompanying manual sign. Another example of a lexical NMS is the mouthing PAH which occurs with the ASL sign FINALLY.

---

---

---

---

---

---

---

---

---

---



## The Importance of Non-Manual Signals in ASL

- The use of NMS as **grammatical markers** has received a great deal of attention. NMS function as grammatical markers in many sentence types, including *topicalization*, *relative clauses*, *conditionals*, *yes-no questions*, *wh-questions*, *rhetorical questions*, and *negation*. The importance of NMS as grammatical markers can be seen by the variations in possible meanings introduced using the following three signs. Note that the meanings are dependent upon NMS to distinguish and clarify the intent of the signer:

---

---

---

---

---

---

---

---

---

---



## 3 Signs – 8 Meanings

<p>1. WOMAN KISS-FIST FOOTBALL The woman loves football. <u>brows up</u></p> <p>2. WOMAN KISS-FIST FOOTBALL As for the woman, she loves football. <u>brows up, hd tilt, lip raise</u></p> <p>3. WOMAN KISS-FIST FOOTBALL The woman who loves football... <u>brows up, hd thrust</u></p> <p>4. WOMAN KISS-FIST FOOTBALL If the woman loves football, then...</p>	<p style="text-align: center;"><u>hd forward, brows up</u></p> <p>5. WOMAN KISS-FIST FOOTBALL Does the woman like football? <u>hd forward, brows furrowed</u></p> <p>6. WOMAN KISS-FIST FOOTBALL Which woman loves football? <u>hd back, brows raised</u></p> <p>7. WOMAN KISS-FIST FOOTBALL Why does the woman love football? Because... <u>hd shake</u></p> <p>8. WOMAN KISS-FIST FOOTBALL The woman does not football.</p>
---	---

---

---

---

---

---

---

---

---

## Lesson 8 Review

- The sentences glossed below include more than one NMS. Find a NMS that would be appropriate for each of the underlined glosses.
- 1) ME SAW MAN DRUNK 1:CL
- 2) LAST NIGHT ME AWAKE ALL NIGH STUDY STUDY
- 3) MY MOM SEW-SEW DRESS ALL NIGHT FINISH
- 4) RECENTLY ME FINISH TEST
- 5) KNOW LINCOLN STATUE. WOW ME LOOK-UP
- 6) CAREFUL, JIMBO TEND BLOW UP
- 7) MY WIFE COMPLAIN COMPLAIN, SAME YOUR
- 8) STUDY STUDY FINISH YESTERDAY
- 9) ME LOOK LOOK FINALLY FIND JOB WHEW
- 10) BOTH HAVE TO GET MARRIED, WHY, PREGNANT
- 11) SHE TEND-TO TALK-TOO-MUCH
- 12) MY DAUGHTER TEND-TO TALK ON PHONE
- 13) MAN LOOK ME, ME SICK-OF
- 14) KATHY TEND OFF-THE-POINT
- 15) CAREFUL, SHE TEND-TO GOSPIP.

---

---

---

---

---

---

---

---

## How to read Sentences

- ALL CAPS-used for English glosses of manual or non-manual signs
- #FINGERSPELLING- lexicalized fingerspelling
- L-E-T-T-E-R-S – the gloss represents a fingerspelled word
- HYPENATED WORDS- represent a single sign
- +- repetition of a sign
- CL: classifier predicate (letter or number indicating handshape)
- Bob-ASK-TO-Mary- Indicating verbs include subj/obj referents
- (actions) indicate visual/spatial information and some contextual information
- brows up- indicates relevant non-manual features
- UNDERLINED AND ITALICIZED- glosses representing signs with which an ASL mouthing occurs.

---

---

---

---

---

---

---

---