
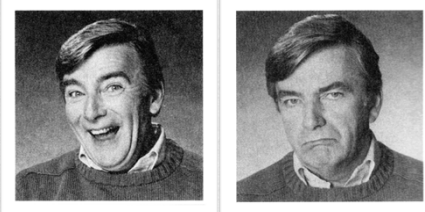


Foreword

Your ordinary sign language class starts with words and tries to show you how to shape your hands and move them to make a sign that will stand for each word. Gil will show us how to make your thoughts and emotions visible with your body, hands, and face. Before you realize what is happening Gil has you using your face and hands the way good signers do without talking about grammar or structure. His photographs and exercises reveal a very special art, the art of mime, the performer who can move you by telling stories without using any words.




Welcome




Expression say it for you!

Mime You Already Do



Drink? Food? Come!

Add To What You Know




Circle Ball Balloon

Lessons

1. Déjà Vu
Applying What You Already Know
2. 2-D Or Not 2-D?
Two-Dimensional Lines, Shapes & Patterns
3. You Are About to Enter Another Dimension
Three-Dimensional Shapes
4. Taking Matters into Your Own Hands
Three-Dimensional Objects
5. The Right Place at the Right Time
Placement of Objects
6. Lights! Camera! Action!
Showing Objects and People in Action
7. All Hands on Deck
Handshapes Representing People in Action
8. The More, the Merrier
Multiples of Objects and People
9. The Great Outdoors
Nature and Its Inhabitants
10. The Best Story I've Ever Seen
Storytelling
11. The Design of a Sign
Creating Signs from Gestures, Mime and Facial Expressions


Lesson 1
 Déjà Vu
 Applying What You Already Know



Think In Pictures


Door

The illustrations show you step by step what to do to become skilled in thinking in pictures. You will see paired photographs that are meant to be read as the first and last positions of a movement.




Table

Sometimes clarity requires a middle position. You may see a photographic sequence of three or more photographs.




Deja Vu



Can you identify the two photographs sequenced of fastening the seatbelt?
 Do you see the photograph that express adjusting the rear view mirror?
 Can you find the one for turning the ignition key?


Put on a Happy Face

1. I can't move another muscle.
2. That's the best cheesecake I've ever tasted.
3. Kill the umpire!
4. Sometimes you do the strangest things.
5. Stop before I burst out laughing.
6. I just won a trip to Hawaii!
7. What do you mean we have to make an emergency landing!
8. I accept this award with great pride.
9. That's disgusting!
10. I haven't got the slightest idea where they are.



Rated PG: Polite Gesturing

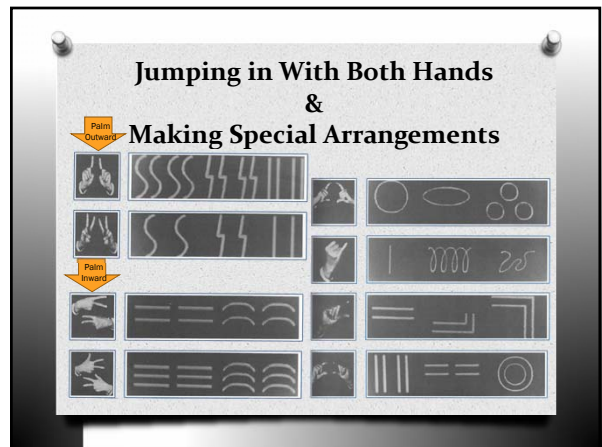
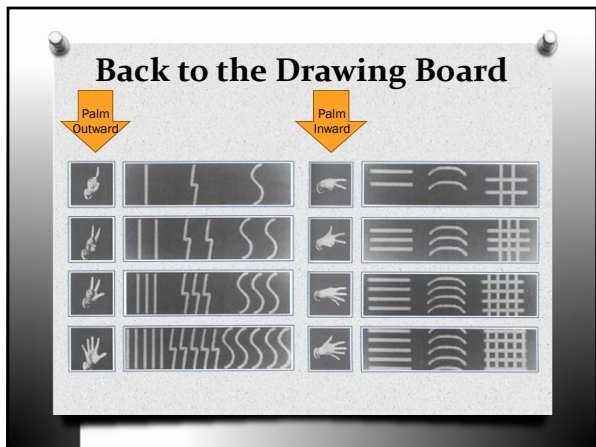
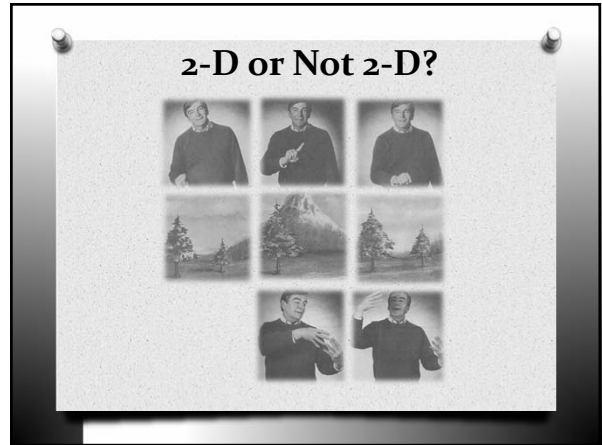
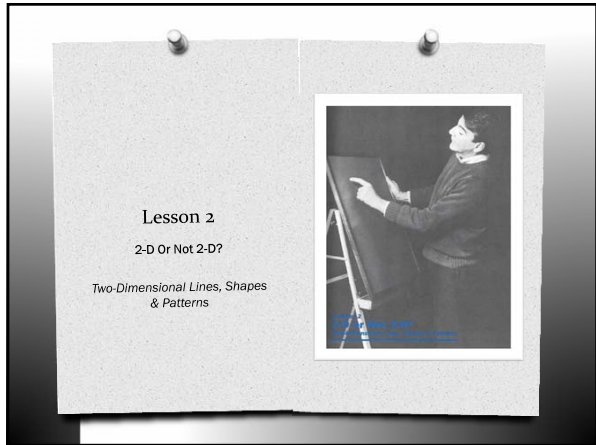
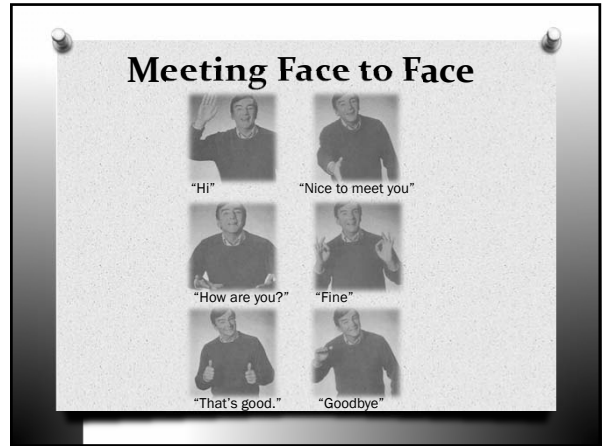
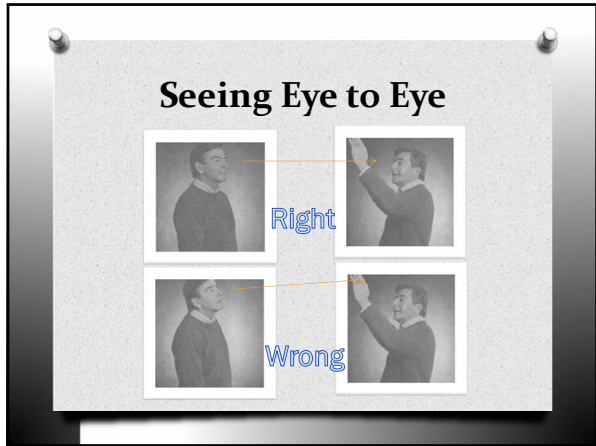
1. I wonder where I left my care keys?
2. We left the fish in the refrigerator too long.
3. Buy! Have a good trip!
4. My daughter is in the second row in the daisy costume.
5. I still don't see them anywhere.
6. It must have been something I ate.
7. I think everything will be fine now.
8. The surgery was a complete success!!
9. Don't come any closer.
10. Thanks for all your help.



Just Like Child's Play

1. Basketball
2. Billiards
3. Boxing
4. Fishing
5. Baseball
6. Running
7. Archery
8. Bowling
9. Canoeing
10. Swimming





Creating Your Own Handiwork

This slide shows various hand gestures and their corresponding Braille representations. The gestures include simple hand positions, open palms, and specific configurations of fingers. The Braille patterns consist of different dot arrangements, some with bolded dots to indicate emphasis or specific meanings.

Putting a Square Peg... Into a Round Hole

This slide illustrates hand gestures and Braille patterns for the concept of 'putting a square peg into a round hole'. It includes gestures for holding a square object, a round object, and the action of attempting to fit them together. The Braille patterns use various dot combinations, including some with bolded dots, to represent these concepts.

Written All Over Your Face

Notice the specific meaning that each of the following facial expressions communicates. Then, copy them.

This slide features six small portraits of a man, each with a distinct facial expression: neutral, smiling, frowning, and various other subtle expressions. The text instructs the viewer to notice the specific meaning of each expression and to copy them.

Lesson 3

You Are About to Enter Another Dimension

Three-Dimensional Shapes

This slide is titled 'Lesson 3' and 'You Are About to Enter Another Dimension'. It features a photograph of a man in a dark sweater gesturing towards a large, glowing, three-dimensional cube. The text 'Three-Dimensional Shapes' is written below the title.

Third Dimensional Shapes

This slide shows hand gestures and Braille patterns for several 3D shapes:

- Exterior View, Interior View, Interior Wall
- Box
- Base of a Cone
- Cylinder - Vertical / Horizontal
- Cone shape lampshade with a border at its base

The Ball Shape: A Round When You Need It

This slide illustrates hand gestures and Braille patterns for ball shapes. The Braille patterns include:

- A large ball with a thick line around the middle
- A medium-sized ball with dots all over it
- One large, one medium, and one small ball in a row
- One large, one medium, and one small ball in a vertical column
- Two domes, both facing up, and one facing down

The Cone Shape: Coming to the Point

- o Gesture the illustrations and other cones:
- o A miniature cone
- o A short, wide cone
- o A tall, thin cone
- o A short, thin cone
- o All of the above in an inverted position

The Cylinder Shape: Just a Rod With Class

- o Gesture the illustrations and these cylinder shapes:
- o Three small vertical cylinders, side by side
- o One horizontal and one vertical small cylinder
- o Two medium vertical cylinders, side by side
- o One small vertical cylinder and one medium horizontal cylinder
- o Two large horizontal cylinders, one above the other

The Cylinder Shape: Just a Rod With Class

- o Try these too:
- o Three large vertical cylinders, side by side
- o One large vertical cylinder and one medium vertical cylinder above it
- o One small vertical cylinder and one large horizontal cylinder, side by side
- o One large horizontal cylinder and one large vertical cylinder side by side

The Box Shape: Side by Side by Side by Side

- o Gesture these:
- o A large box with several holes on each side
- o A medium-size box decorated with thin wavy lines
- o Three small boxes, on above the other
- o One large, one medium, and one small box in a row
- o One large, one medium, and one small box in a vertical column

The Box Shape: Side by Side by Side by Side


- o Gesture the illustrations and these view:
- o An interior view with your fingers extended upward
- o And exterior view with your fingers extended upward
- o And interior view with your fingers extended sideways
- o And exterior view with your fingers extended sideways

Rules Governing the Board




- o Gesture these using interior and exterior boards:
- o A roof viewed from above and interior corner of a room
- o The exterior corner of a house
- o The exterior view of a window and window sill
- o The exterior back and side walls of a room
- o An exterior section of fence, with the interior side of the gate swung open

Rules Governing the Board

Narrow







Thick

Now try these:

- o Two narrow board side by side
- o Three narrow board in a row
- o Two thick boards side by side
- o Four thick boards on top of each other
- o A fence made of alternating narrow and thick vertical boards

A New Dimension to Modern Art







Create the unusual object seen here:

- o Combining the three-dimensional shapes you've already practiced
- o It begins with the box shape...all four sides.
- o It has a covering on it, perhaps a roof, made of four boards that taper off and connect at a top point.
- o A ball is balancing itself on top of that point and
- o a small cylinder extends up from the ball.

Searching for a Deeper Meaning


- o Gesture and include facial expressions to create the following:
- o Small cylinder
- o Large box
- o Strange bottle
- o Fascinating pearl
- o Light and Heavy ball



Lesson 4

Taking Matters Into Your Own Hands


Three-Dimensional Objects




Three-Dimensional Objects

Gesture a walking cane


Cylinder Shape




Small





Medium



Large













• Medium Cylinder Shape

• Top-to-bottom Strategy

Notice how the various components contribute to the complete gestured object.


The Ball Shape: Takes Your Breath Away

- o Gesture:
- o Marbles
- o A clown's nose
- o A pearl
- o A ball of yarn
- o A basketball
- o A crystal ball
- o Hot air balloon
- o A cantaloupe
- o A snowball
- o The sun and planets


The Box Shape: Jewel of a Container

- o Gesture:
- o A milk carton
- o Dresser drawers
- o An automatic camera
- o A washing machine
- o A grandfather's clock
- o A tissue box
- o An upright piano
- o A television set
- o A water fountain
- o A toaster




The Cylinder Shape: Rolling in Dough

- o Gesture:
- o And ear of corn
- o A cue stick
- o A garden hose
- o A barbershop pole
- o A candlestick
- o And aerosol can
- o A flashlight
- o A bottle
- o A telescope
- o A drum and drumsticks



The Cone Shape: Life of the Party

- o Gesture:
- o A volcano
- o Elephant tusks
- o A traffic cone
- o A pine cone
- o A vase
- o A pastry funnel
- o A teepee
- o A icicle
- o A lamp shade
- o A carrot




Looks Good Enough to Eat

- o Gesture:
- o A banana
- o An apple
- o A sandwich
- o A bunch of grapes
- o A stalk of celery
- o A pumpkin
- o A slice of watermelon
- o A chicken leg
- o A strand of spaghetti
- o A hotdog in bun




In All Shapes and Sizes

- o Gesture:
- o A suitcase
- o A phonograph
- o A cannon and cannon balls
- o A lamp
- o A camera with zoom lens
- o A telephone
- o A rocket ship
- o An "old fashioned" coffee grinder
- o A barbell
- o A barn and silo




A Change for the Better

- o Can you Transform
- o A light bulb into a bowling ball
- o A cash box into a "Jack-in-the-box"
- o Carrots into goat's horns



Just One Look...


- o Express the following:
- o A "fragile" vase
- o A "sturdy" washing machine
- o A "delicious" chicken leg
- o Some "bitter" grapes
- o And "expensive" strand of pearls
- o Some "cheap" crates



Lesson 5


The Right Place at the Right Time

Placement of Objects




Placement of Objects


Clock




Clock Hands




Floor





Ceiling





Light





Door with knob



Your position in relation to the front door



A Place for Everything

Make a Room








Floor

Window
On
Left








Door
On
Right



Everything in its Place

Table






Lamp



Clock



Making A Scene


Create complex scenes by using the same technique of gesturing each part of the scene in the right place

Door





Sky








Lincoln Memorial - with its slanted roof, broad steps leading upward, bordered by thick walls, and pillars along its entire length




A long rectangular covered bridge with a water wheel on one side and a river flowing past




A house on a cliff along a rugged seacoast with a lighthouse attached to the house



The courtyard of a Russian church with three onion domes




A windmill with large blades on a flat field



A two-story house with a porch


Considering All the Angles



- o Gesture each from varying angles:
- o Table: viewed from below;
- o Viewed from straight ahead
- o Stairs: viewed from straight ahead,
- o Viewed from the side
- o Suspension bridge: viewed from the side;
- o Viewed as if walking across

Gaining a New Perspective

Road stretching into distance




- o Create these scenes in perspective:
- o Hilly land: endless road stretching into distance broken line down middle of road
- o Railroad platform; two sets of parallel tracks stretching into the distance; bridge across tracks
- o Long, narrow pipes in stacks to right and left; person between stacks at far end, standing

Row of trees

Taking a Good Look Around


- o Express the following:
- o Clean desk
- o Dirty desk
- o Plain room
- o Elegant room
- o Cheerful room
- o Gloomy room



Lesson 6

Lights! Camera! Action!


Showing Objects and People in Action




Chapter 6
Lights! Camera! Action!
Showing Objects and People in Action

Showing Objects & People in Action


Driving




Bat, Then Play!



Writing




Writing with intensity



Staying In Shape

- o Shape up with these shapes too:
- o A ball
- o A box
- o A Cone



Move the cylinder from vertical to horizontal

Easier Done Than Said

Act out the following simple actions:

o Eat	o Cook
o Drink	o Open
o Carry	o Close
o Climb	o Draw
o Push	o Buy
o Pull	o Wash
o Count	o Laugh
o Paint	o Drop
o Dig	o Pick up
o Smell	o Throw
o Shout	o Sew
o Write	o Sleep

I See What You Mean

Plant seed	Water it	<ul style="list-style-type: none"> o Show exactly what you mean: o Cook pancakes o Make ice cubes o Get ready for bed o Pump gas o Mow a lawn o Buy a candy bar o Walk the dog o Change a diaper o Take a photograph
Plant starts to grow		

Clearing Up Any Confusion

Practice These:
Mean exactly what you show:

- o Writing (at a table, on the board)
- o Eating (soup, watermelon, ice cream cone)
- o Washing (your face, a car, the dog)
- o Carrying (a suitcase, a carton, a baby)
- o Pushing (a car, a person, a shopping cart)

Food for Thought

Plate of Spaghetti	<ul style="list-style-type: none"> o Be Creative communicating the following: o Eggs, toast, coffee o Tuna sandwich, soft drink o Apple pie a la mode o Steak, mashed potatoes, spinach o Taco, beer o Birthday cake, punch 	
Glass of wine		

Developing a Green Thumb

Practice These:
Similarly show the life cycle of the following:


- o Corn
- o Potato
- o Banana
- o Tomato
- o Grapefruit
- o Fish

With a Mind of Its Own

Plate Dropped	<ul style="list-style-type: none"> o Animate these inanimate objects: o A ball bouncing o A traffic cone tipping over o A glass falling off the edge of a table o A plate breaking in two pieces o A pendulum swinging o A drill bit turning o A raft rising and falling with the waves o Jell-O shaking 	
Flag waves in the wind		

Actions Speak Louder Than Words...


- o Express the following:
- o "Happily" cook pancakes
- o "Sadly" dig
- o "Energetically" mow the lawn
- o "Wearily" wash clothes
- o "Confidently" write
- o "Timidly" climb










Lesson 7

All Hands on Deck

Handshapes Representing People in Action




Handshapes Representing People in Action

Person	Head/Torso	Feet	Stand	See
				
				
Surprise		Bonnet on your head and tying the ribbon		


A Helping Hand

- o Gesture:
- o Act out: swim, bow, dive, nod
- o Arm/fist: bow, shake head, jump, fall
- o Index: fall, jump, ascend, descend
- o All the above: walk, stand, run, sway, turn around, dance



On Your Own Two Feet


- o Gesture:
- o Index/middle: sit, kneel, fall, get up
- o Index/middle: cross legs, limp, hurdle, jump
- o Hands: tap foot, click heels, stand pigeon-toed, tiptoe
- o All the above: walk, stand, run, slip, kick, dance



Walk

Let Me Count the Ways


- o Gesture these actions:
- o Walk
- o Run
- o Ascend
- o Descend
- o Jump
- o Trip
- o Fall stand
- o Turn
- o Dance





Walk


Can't Stand Still


- o Try these actions series:
- o Skate, fall, get up
- o Stan, sit, cross legs
- o Run, hurdle, run
- o March, click heels, bow
- o Ascend, look around, sit
- o Ascend, not, dive
- o Hop, skip, jump
- o Walk, dance, trip
- o Run, walk, sit
- o Ascend, shake head, descend



Lie down


Sit


Get up



Jump


Bow



Stand

Right Before Your Eyes


See



See


Look


Look

- o See if you can do these:
- o See
- o Look
- o Look around
- o Search
- o Peek
- o Stare
- o Recognize
- o Show shock
- o Show surprise
- o Look at each other
- o Squint
- o Close eyes



See


Look



Look

When All Is Seen and Done

Head turns to eyes


Head turns to eyes

- o Put together these actions:
- o Search for someone, walk, dance
- o Ascend, close eyes, dive
- o look at each other, squint, run, stand look at each other, click heels
- o Run, jump, look back
- o Sit, cross legs, look around, show surprise


Surprise

I Haven't a Thing to Wear


- o Make a man and woman with these clothes:
- o A man's...
- o Pants and belt
- o Shirt and tie
- o Watch
- o Socks
- o Shoes
- o A woman's...
- o Skirt and sash
- o Blouse
- o Necklace
- o Hose
- o Shoes



Man with clothes



Woman with clothes

I Never Forget a Face


- o Create a:
- o Man with curly hair, wide eyes, glasses, hooked nose, mustache, holding cigar
- o Man with a covered head, head band, almond-shaped eyes, thin, long eyebrows, thin lips
- o Clown with round face, bald down middle, bushy hair on sides, parted, crescent eyebrows, round nose, big smile
- o Man with short hair, closed eyes, small, straight nose, closed mouth, mustache, goatee
- o Child with straight hair pulled back, bushy pigtails, almond shaped eyes
- o Man with round, fat face, curly hair, enormous eyes, small, pudgy nose, huge, open-mouthed smile.



Man with curly hair



Man with covered head



Man with short hair


The Total Look



Man looking



Man looking



Man looking



Man looking



Man looking


Man looking


Man looking


Man looking


Man looking



Man looking

Express the following:

- o Dance gracefully
- o Walk awkwardly
- o Look peacefully
- o Look shocked

Use the facial expressions shown to add meaning to the faces you create by gesturing their facial features.


Lesson 8
 The More, the Merrier
 Multiples of Objects and People



Multiples of Objects and People

Showing more than one object

Line of people




1-4 People

People in Action (add facial expressions)

The Shape of Things to Come


Gesture:

- o Icicles on the eaves of a roof
- o A stack of oranges
- o Pillars of a colonial house
- o Crates in a warehouse
- o Bowling pins
- o Books on a shelf
- o Coins
- o Jail bars
- o Bull's horns
- o String of pearls
- o Bunches of bananas
- o A checkered board



The Shape of Things to Come

- o Now gesture some items that contain more than one shape,
- o One triple-scoop ice cream cone
- o Two cameras with zoom lenses
- o Three birthday cakes with candles
- o 10-, 20-, 30-, and 40 pound dumbbells
- o Five TV sets with rabbit ears up



Cylinder on ground


A pyramid of milk bottles

Two by Two

1 and 2 People

Gesture these:

- o Index: ascend, descend, sway, turn
- o Arm/fists: turn around, look around, bow, nod
- o Middle/index: sit, get up, ascend, descend
- o All of the above: stand, walk, run, jump, fall, dance




Heads / Legs

More Power to You


Gesture several people standing:

- o In a row
- o In a circle
- o In a semicircle
- o In each corner of the room
- o In several rows
- o Behind each other on the stairs




Plenty More Where That Came From

People standing / sitting




- o Gesture:
- o All fingers up: running, dancing, falling
- o All fingers down: sitting, kicking, kneeling
- o All of the above: standing, walking, marching, jumping

People marching (proud expression)




Packing 'Em in Like Sardines

- o Gesture many:
- o In a row
- o In a circle
- o In a semicircle
- o In several rows
- o Behind each other on the stairs




Lined Up Around the Block



- o Gesture people standing in a:
- o Straight line
- o Winding line
- o Line weaving around the corner
- o Line weaving over the landscape

A Face in the Crowd


- o Express the following:
- o A patriotic stance
- o A violent runner
- o A festive dancer
- o A bored person in line
- o A plentiful amount of oranges
- o And unusual vase



Lesson 9


The Great Outdoors

Nature and Its Inhabitants



Nature and Its Inhabitants


Valley Paws Claws Main




Sun, Flower, Picked Flower Bird claws Wings

Taking in the Scenery

Calm water



Choppy water




Gesture this scenery:

- o A clam stream
- o River rapids
- o A calm lake
- o A waterfall
- o A calm ocean
- o A flood
- o A sand dune
- o A smooth hill
- o A rugged mountain
- o A smooth valley
- o A rugged canyon and erupting volcano

Taking in the Scenery


Gesture this scenery, too:

- o Puffy clouds
- o Haze
- o A thunderstorm
- o Dense fog
- o A rainbow
- o The aurora borealis
- o A crackling fire
- o A cozy fire in a fireplace
- o A blazing forest fire
- o A bonfire
- o A lighted torch
- o A lighted candle




A Bird in the Hand


Claw feet




Web feet



claws



wings




Represent birds in action:

- o A duck waddling
- o A flamingo standing
- o An owl catching a mouse
- o A goose flying
- o A hummingbird hovering
- o An ostrich running
- o An eagle gliding
- o A robin hopping

A Bird in the Hand



Gesture animals on the move:

- o And elephant swaying
- o A horse rearing up on hind legs
- o A donkey kicking up its hind legs
- o A cat attacking with its claws
- o A rabbit hopping
- o A deer prancing
- o A bear walking upright
- o A lion closing in on its prey
- o A dog sitting up on hind legs, wagging its tail
- o A monkey swinging in a tree



In Perfect Harmony

Two Mountain Peeks

Gesture these outdoor scenes:

- o Sunrise
- o Shore, fog
- o Hills, sunset, stars
- o Meadow, pond, rainbow


In Perfect Harmony

Now gesture these:

- o Mountain, snow, wind
- o Volcano eruption, lava flow
- o River, ripples, rapids, waterfall
- o Desert, palm trees, spring, man drinking water



In Perfect Harmony




o Gesture these scenes:

- o A corn field, river, rain, lightning, and a tornado
- o A cliff, an ocean with waves, puffy clouds, a midday sun and a seagull
- o A woman walking over rocky ground, a geyser spraying water and a moose standing nearby
- o Night, a full moon, woods, a campfire and children sitting

Looking Natural

o Express the following:


- o "bright" day
- o "dark" day
- o "tame" horse
- o "wild" lion
- o "timid" rabbit
- o "proud" eagle



Lesson 10

The Best Story I've Ever Seen

Storytelling



Story Telling

"Jack and the Beanstalk"


Past

Present

Future

Brave

Anger



Bean

Axe


In trouble

Fights back

Shocked

The Man of a Thousand Faces

"I Can't Pay the Rent"




- o **Heroine:** "I can't pay the rent."
- o **Villain:** "you must pay the rent."
- o **Hero:** "I'll pay the rent".
- o **Heroine:** "My hero!"

Striving to Build Your Character

"Little Red Riding Hood"

o Gesture the following characters:

- o Dumbo
- o Humpty Dumpty
- o Show White
- o Bugs Bunny
- o Superman
- o Frankenstein
- o Roadrunner
- o Popeye
- o Mickey Mouse



That's Entertainment

o Gesture the following stories:

- o Snow White and the Seven Dwarfs
- o Cinderella
- o Jack and the Beanstalk
- o The Three Little Pigs
- o Hansel and Gretel
- o Pinocchio
- o Alice in Wonderland
- o Rapunzel

"Dr. Jekyll and Mr. Hyde"

Double Feature

"Banana Peel"

o Gesture these stories:

- o Goldilocks and the Three Bears
- o Little Red Riding Hood
- o Peter Pan
- o Rip Van Winkle
- o Raiders of the Lost Ark
- o Rocky
- o Romancing the Stone
- o Superman

The Best Story I've Ever Seen

o Use your storytelling skills on these:

- o A personal story
- o An unusual event
- o A children's story
- o A movie
- o A TV Program
- o A news report
- o A weather report
- o A gossip story
- o And unbelievable tabloid story

"The Man With Nerves of Steel"

Lesson 11

The Design of a Sign

Creating Signs from Gestures, Mime and Facial Expressions

The Design of a Sign

House	Baby	Good Morning	Cold
Eat	Stand	Paint wall	Think
Same			

Gesturing-Sign Connection #1

Gesturing-Sign Connection #1

The signs for some words are derived from their physical characteristics.

Ballroom	Ballroom	Ballroom	Ballroom
Ballroom	Ballroom	Ballroom	Ballroom
Ballroom	Ballroom	Ballroom	Ballroom

